







MEM Concealed two-way diverter - Chrome

MEM

36 200 782



- rotary diverter
- rosette 60 x 60 mm
- with shut-off function

	Chrome	36 200 782-00 0010
	Brushed Platinum	36 200 782-06 0010
	Platinum	36 200 782-08 0010
	Dark Chrome	36 200 782-19 0010
	Brushed Durabronze (23kt Gold)	36 200 782-28 0010
	Brushed Dark Platinum	36 200 782-99 0010

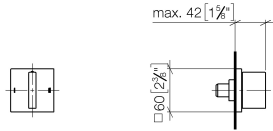
Required miscellaneous



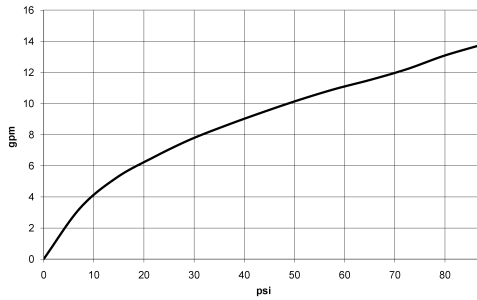
- | | |
|-------------------------------------|---------------|
| Concealed two-way diverter - | 35 202 970-90 |
| •max. recess depth 160 mm | 0010 |
| •min. recess depth 115 mm | |

36 200 782

mm [inches]



Flow rate chart



Codes & Standards

California Energy
Commission
(CEC)



MEM Concealed two-way diverter - Chrome

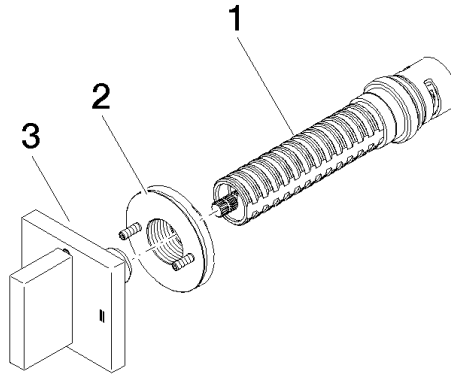
MEM

36 200 782

Certificates

IAPMO_4976 (7).

36 200 782



Spare parts list

No.	Item Number	Name	Quantity used	Delivery time
1	90 90 03 306 10 90	diverter	1	2
2	90 21 02 181 00 90	disc	1	2
3	90 20 78 002 09-00	handle	1	10